

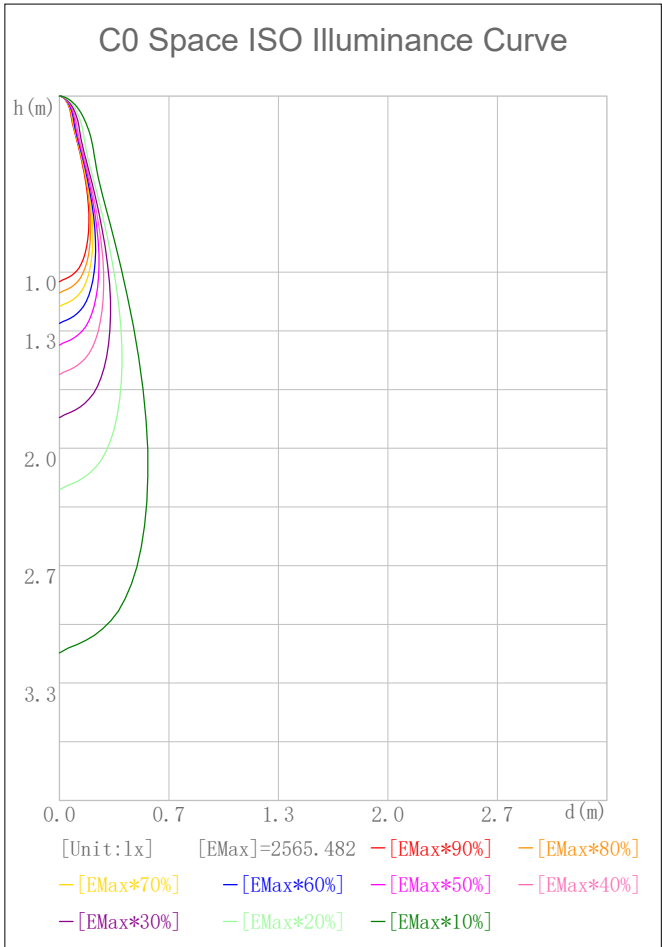
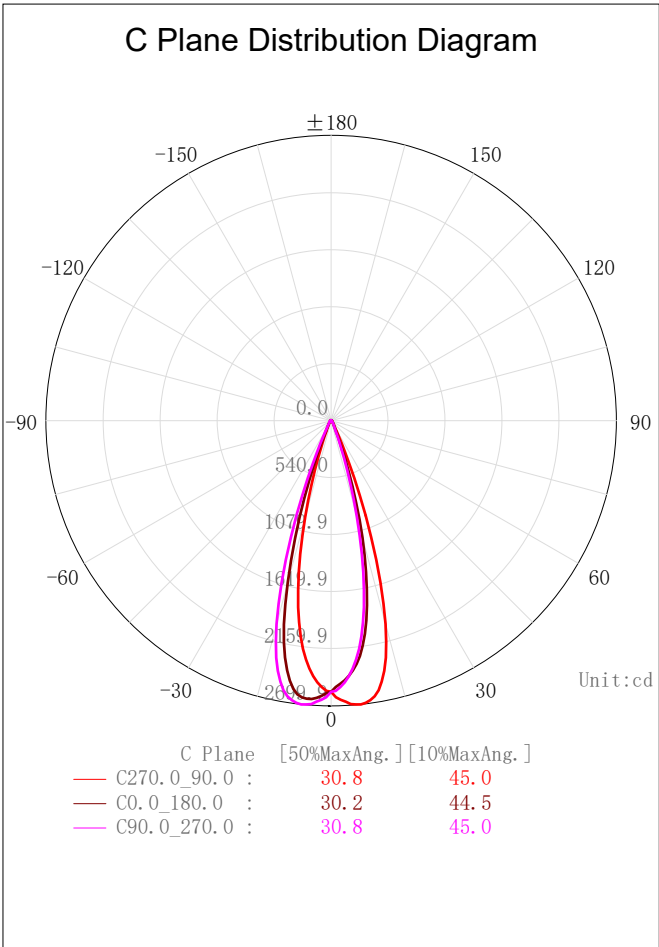
Indoor Luminaire Photometric Data

Description Information

Luminary Name: TR08-09-XX-02 2700K RA90 24D		Lum. Catalog:	Test ID: 01
Lamp Name:		Lamp Catalog: LED	Test Date: 2021/11/16
Manufacture: Shenzhen Norming Lighting Co., Ltd		Shld. Ang(°):	Test Machine:GON-2000
Test Lab: Quality Department		Frequency (Hz):	Lamp CCT (K): Ra:
Lum. Size (W*L*H):0.038m*0.038m*0.000m		Lum. Area (m2):0.001	Lum. W (kg): 0.000
Test System: C, γ	Test Step: C=90.0 γ=1.0	Temp. (°C): 25	Humidity(%): 50.0

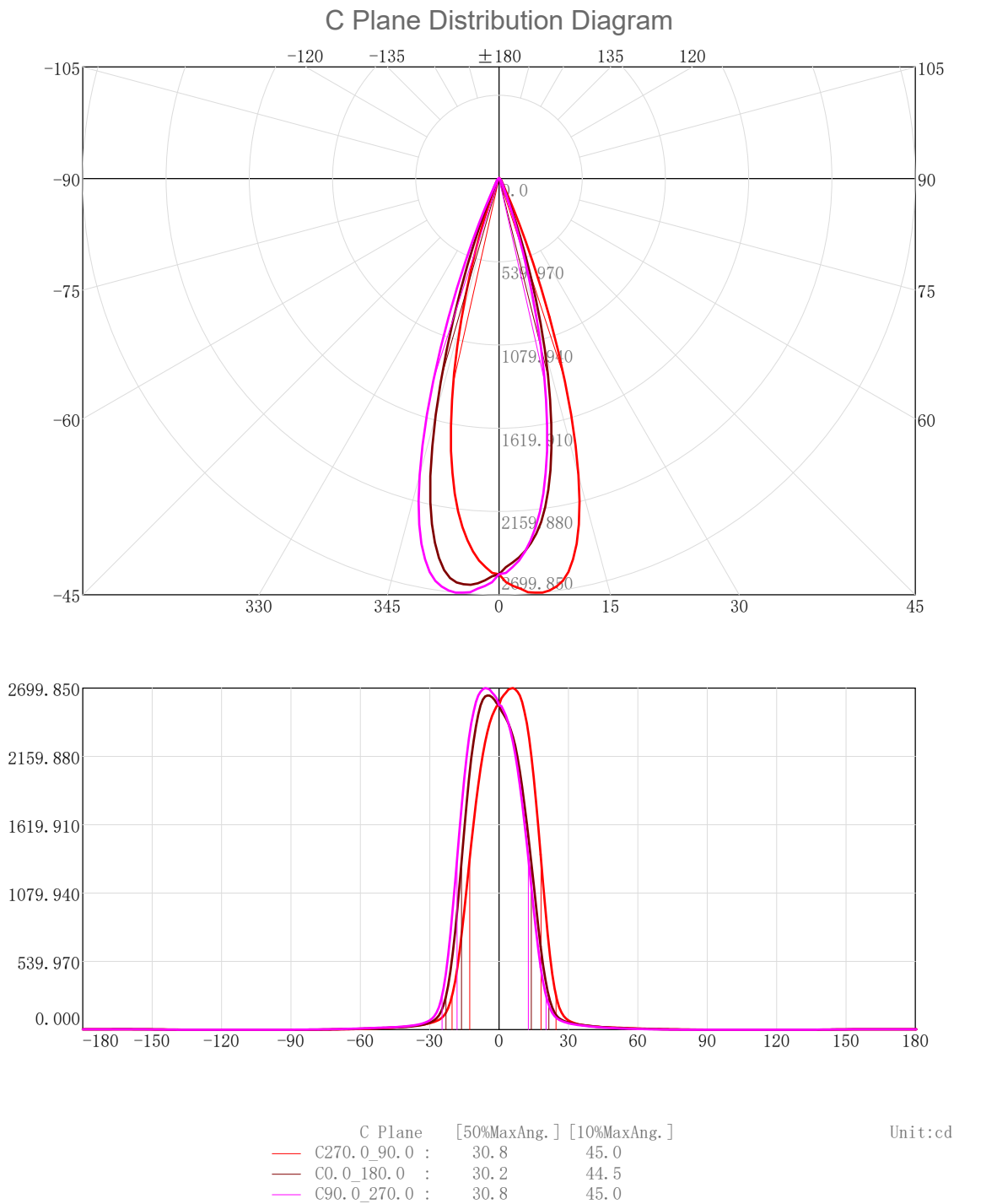
Character Parameter

Lamp Speciality Parameter		Luminaire Speciality Parameter	
Rated Flux(lm): 748.980	Luminary Flux(lm): 748.979	Field Angle(10%Imax): 45.0(°)	
Rated Power(W):	Luminary Efficiency: 100.00%	Down Lumens&Percent: 744.952lm 99.46%	
Rated Voltage(V):	Luminary EER(lm/W): 84.764	Up Lumens&Percent: 4.027lm 0.54%	
Tested Power(W): 8.836	Max. Candela(cd): 2699.850	S/MH: C0_a180=0.521 C90_270=0.538	
Lamps' Inside: 1	Max Cand@Ang. (°): C=270.0 γ=6.0	CIE Type: Semi-Direct	
Tested Electrics (V, A, pf):240.8, 0.040, 0.901	Beam Angle(50%Imax): 30.8(°)	ErP Φ use(90°): 699.418lm	
Lamp Size (W*L*H):0.038m*0.038m*0.000m	Left=-12.7°, Right=18.2°	IRF(%): 808.989	



2D Plane Light Intensity Distribution Curve

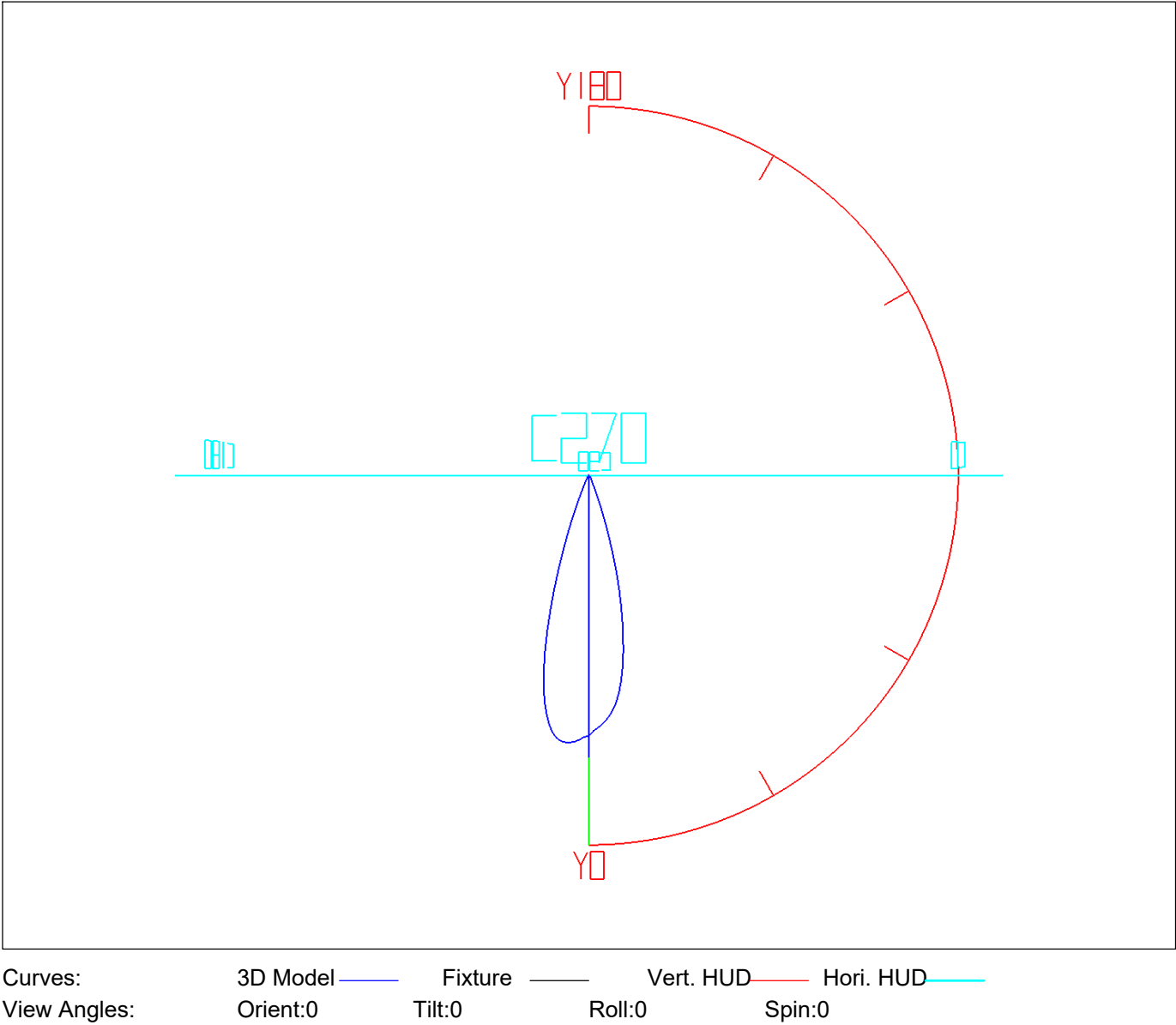
Lum. Name:TR08-09-XX-02 2700K RA90 24D	Lum. Catelog:	Test ID:01
Lamp Name:	Lamp Catelog:LED	Test Lab:Quality Deparment
Manufacture:Shenzhen Norming Lighting Co., Ltd	Test Machine:GON-2000	Test Date:2021/11/16



3D Light Intensity Distribution Modal

Lum. Name:TR08-09-XX-02 2700K RA90 24D	Lum. Catelog:	Test ID:01
Lamp Name:	Lamp Catelog:LED	Test Lab:Quality Deparment
Manufacture:Shenzhen Norming Lighting Co., Ltd	Test Machine:GON-2000	Test Date:2021/11/16

3D Light Intensity Distribution Modal



IES Indoor Report

Photometric Filename:TR08-09-XX-02 2700K RA90 24D.IES

Zonal Flux Tabulation

Zone(γ)	Zone Flux (lm)	Sums Flux (lm)	Zone%Lamp	Sums%Lamp	Zone(γ)	Zone Flux (lm)	Sums Flux (lm)	Zone%Lamp	Sums%Lamp
0.0-1.0	2.46	2.46	0.33	0.33	47.0-48.0	1.36	724.13	0.18	96.68
1.0-2.0	7.37	9.83	0.98	1.31	48.0-49.0	1.31	725.44	0.17	96.86
2.0-3.0	12.25	22.08	1.64	2.95	49.0-50.0	1.26	726.71	0.17	97.03
3.0-4.0	17.08	39.16	2.28	5.23	50.0-51.0	1.21	727.92	0.16	97.19
4.0-5.0	21.76	60.92	2.91	8.13	51.0-52.0	1.17	729.09	0.16	97.34
5.0-6.0	26.25	87.18	3.51	11.64	52.0-53.0	1.12	730.21	0.15	97.49
6.0-7.0	30.48	117.65	4.07	15.71	53.0-54.0	1.07	731.28	0.14	97.64
7.0-8.0	34.30	151.95	4.58	20.29	54.0-55.0	1.02	732.29	0.14	97.77
8.0-9.0	37.60	189.55	5.02	25.31	55.0-56.0	0.97	733.26	0.13	97.90
9.0-10.0	40.29	229.84	5.38	30.69	56.0-57.0	0.92	734.18	0.12	98.02
10.0-11.0	42.24	272.08	5.64	36.33	57.0-58.0	0.87	735.04	0.12	98.14
11.0-12.0	43.38	315.46	5.79	42.12	58.0-59.0	0.82	735.86	0.11	98.25
12.0-13.0	43.64	359.10	5.83	47.95	59.0-60.0	0.77	736.63	0.10	98.35
13.0-14.0	42.95	402.05	5.73	53.68	60.0-61.0	0.72	737.35	0.10	98.45
14.0-15.0	41.33	443.38	5.52	59.20	61.0-62.0	0.68	738.03	0.09	98.54
15.0-16.0	38.84	482.22	5.19	64.38	62.0-63.0	0.63	738.66	0.08	98.62
16.0-17.0	35.58	517.80	4.75	69.13	63.0-64.0	0.59	739.25	0.08	98.70
17.0-18.0	31.75	549.55	4.24	73.37	64.0-65.0	0.55	739.80	0.07	98.77
18.0-19.0	27.57	577.12	3.68	77.05	65.0-66.0	0.51	740.31	0.07	98.84
19.0-20.0	23.30	600.42	3.11	80.17	66.0-67.0	0.48	740.79	0.06	98.91
20.0-21.0	19.19	619.62	2.56	82.73	67.0-68.0	0.44	741.24	0.06	98.97
21.0-22.0	15.48	635.09	2.07	84.79	68.0-69.0	0.41	741.65	0.05	99.02
22.0-23.0	12.29	647.38	1.64	86.43	69.0-70.0	0.38	742.03	0.05	99.07
23.0-24.0	9.69	657.07	1.29	87.73	70.0-71.0	0.35	742.38	0.05	99.12
24.0-25.0	7.68	664.74	1.02	88.75	71.0-72.0	0.32	742.70	0.04	99.16
25.0-26.0	6.18	670.92	0.83	89.58	72.0-73.0	0.29	742.99	0.04	99.20
26.0-27.0	5.11	676.03	0.68	90.26	73.0-74.0	0.27	743.26	0.04	99.24
27.0-28.0	4.36	680.39	0.58	90.84	74.0-75.0	0.24	743.50	0.03	99.27
28.0-29.0	3.82	684.22	0.51	91.35	75.0-76.0	0.22	743.72	0.03	99.30
29.0-30.0	3.43	687.64	0.46	91.81	76.0-77.0	0.20	743.92	0.03	99.32
30.0-31.0	3.13	690.77	0.42	92.23	77.0-78.0	0.18	744.10	0.02	99.35
31.0-32.0	2.90	693.67	0.39	92.62	78.0-79.0	0.16	744.26	0.02	99.37
32.0-33.0	2.70	696.37	0.36	92.98	79.0-80.0	0.14	744.40	0.02	99.39
33.0-34.0	2.54	698.91	0.34	93.32	80.0-81.0	0.12	744.52	0.02	99.40
34.0-35.0	2.40	701.31	0.32	93.64	81.0-82.0	0.10	744.62	0.01	99.42
35.0-36.0	2.27	703.59	0.30	93.94	82.0-83.0	0.08	744.70	0.01	99.43
36.0-37.0	2.16	705.75	0.29	94.23	83.0-84.0	0.07	744.77	0.01	99.44
37.0-38.0	2.06	707.80	0.27	94.50	84.0-85.0	0.06	744.82	0.01	99.44
38.0-39.0	1.96	709.77	0.26	94.76	85.0-86.0	0.04	744.87	0.01	99.45
39.0-40.0	1.88	711.64	0.25	95.01	86.0-87.0	0.03	744.90	0.00	99.46
40.0-41.0	1.80	713.44	0.24	95.25	87.0-88.0	0.02	744.92	0.00	99.46
41.0-42.0	1.72	715.16	0.23	95.48	88.0-89.0	0.02	744.94	0.00	99.46
42.0-43.0	1.65	716.80	0.22	95.70	89.0-90.0	0.01	744.95	0.00	99.46
43.0-44.0	1.58	718.38	0.21	95.91	90.0-91.0	0.01	744.96	0.00	99.46
44.0-45.0	1.52	719.90	0.20	96.12	91.0-92.0	0.00	744.96	0.00	99.46
45.0-46.0	1.46	721.37	0.20	96.31	92.0-93.0	0.00	744.96	0.00	99.46
46.0-47.0	1.41	722.78	0.19	96.50	93.0-94.0	0.00	744.96	0.00	99.46

IES Indoor Report

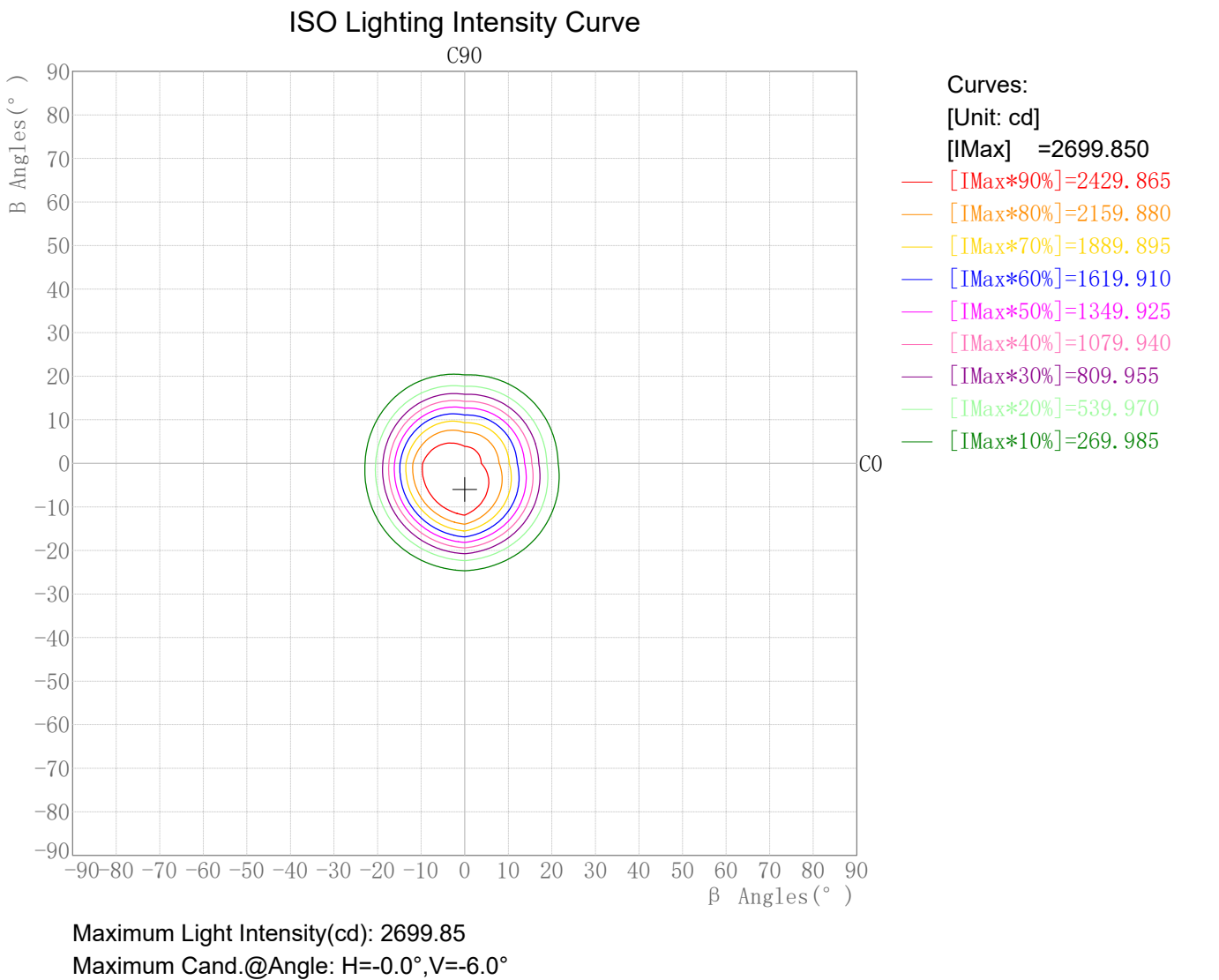
Photometric Filename:TR08-09-XX-02 2700K RA90 24D.IES

Zonal Flux Tabulation - (Cont.)

Zone ( γ )	Zone Flux (lm)	Sums Flux (lm)	Zone%Lamp	Sums%Lamp	Zone ( γ )	Zone Flux (lm)	Sums Flux (lm)	Zone%Lamp	Sums%Lamp
94. 0-95. 0	0. 00	744. 96	0. 00	99. 46	141. 0-142. 0	0. 08	745. 25	0. 01	99. 50
95. 0-96. 0	0. 00	744. 96	0. 00	99. 46	142. 0-143. 0	0. 09	745. 34	0. 01	99. 51
96. 0-97. 0	0. 00	744. 96	0. 00	99. 46	143. 0-144. 0	0. 10	745. 43	0. 01	99. 53
97. 0-98. 0	0. 00	744. 96	0. 00	99. 46	144. 0-145. 0	0. 10	745. 54	0. 01	99. 54
98. 0-99. 0	0. 00	744. 96	0. 00	99. 46	145. 0-146. 0	0. 11	745. 65	0. 02	99. 56
99. 0-100. 0	0. 00	744. 96	0. 00	99. 46	146. 0-147. 0	0. 12	745. 77	0. 02	99. 57
100. 0-101. 0	0. 00	744. 96	0. 00	99. 46	147. 0-148. 0	0. 13	745. 90	0. 02	99. 59
101. 0-102. 0	0. 00	744. 96	0. 00	99. 46	148. 0-149. 0	0. 13	746. 03	0. 02	99. 61
102. 0-103. 0	0. 00	744. 96	0. 00	99. 46	149. 0-150. 0	0. 14	746. 17	0. 02	99. 62
103. 0-104. 0	0. 00	744. 96	0. 00	99. 46	150. 0-151. 0	0. 14	746. 31	0. 02	99. 64
104. 0-105. 0	0. 00	744. 96	0. 00	99. 46	151. 0-152. 0	0. 15	746. 46	0. 02	99. 66
105. 0-106. 0	0. 00	744. 96	0. 00	99. 46	152. 0-153. 0	0. 15	746. 61	0. 02	99. 68
106. 0-107. 0	0. 00	744. 96	0. 00	99. 46	153. 0-154. 0	0. 15	746. 76	0. 02	99. 70
107. 0-108. 0	0. 00	744. 96	0. 00	99. 46	154. 0-155. 0	0. 15	746. 91	0. 02	99. 72
108. 0-109. 0	0. 00	744. 96	0. 00	99. 46	155. 0-156. 0	0. 15	747. 06	0. 02	99. 74
109. 0-110. 0	0. 00	744. 96	0. 00	99. 46	156. 0-157. 0	0. 15	747. 21	0. 02	99. 76
110. 0-111. 0	0. 00	744. 96	0. 00	99. 46	157. 0-158. 0	0. 15	747. 35	0. 02	99. 78
111. 0-112. 0	0. 00	744. 96	0. 00	99. 46	158. 0-159. 0	0. 14	747. 50	0. 02	99. 80
112. 0-113. 0	0. 00	744. 96	0. 00	99. 46	159. 0-160. 0	0. 14	747. 63	0. 02	99. 82
113. 0-114. 0	0. 00	744. 96	0. 00	99. 46	160. 0-161. 0	0. 13	747. 77	0. 02	99. 84
114. 0-115. 0	0. 00	744. 96	0. 00	99. 46	161. 0-162. 0	0. 13	747. 89	0. 02	99. 85
115. 0-116. 0	0. 00	744. 96	0. 00	99. 46	162. 0-163. 0	0. 12	748. 01	0. 02	99. 87
116. 0-117. 0	0. 00	744. 96	0. 00	99. 46	163. 0-164. 0	0. 11	748. 13	0. 02	99. 89
117. 0-118. 0	0. 00	744. 96	0. 00	99. 46	164. 0-165. 0	0. 11	748. 23	0. 01	99. 90
118. 0-119. 0	0. 00	744. 96	0. 00	99. 46	165. 0-166. 0	0. 10	748. 33	0. 01	99. 91
119. 0-120. 0	0. 00	744. 96	0. 00	99. 46	166. 0-167. 0	0. 09	748. 42	0. 01	99. 93
120. 0-121. 0	0. 00	744. 96	0. 00	99. 46	167. 0-168. 0	0. 08	748. 51	0. 01	99. 94
121. 0-122. 0	0. 00	744. 96	0. 00	99. 46	168. 0-169. 0	0. 08	748. 58	0. 01	99. 95
122. 0-123. 0	0. 00	744. 96	0. 00	99. 46	169. 0-170. 0	0. 07	748. 65	0. 01	99. 96
123. 0-124. 0	0. 00	744. 96	0. 00	99. 46	170. 0-171. 0	0. 06	748. 72	0. 01	99. 96
124. 0-125. 0	0. 00	744. 96	0. 00	99. 46	171. 0-172. 0	0. 06	748. 77	0. 01	99. 97
125. 0-126. 0	0. 00	744. 96	0. 00	99. 46	172. 0-173. 0	0. 05	748. 82	0. 01	99. 98
126. 0-127. 0	0. 00	744. 96	0. 00	99. 46	173. 0-174. 0	0. 04	748. 86	0. 01	99. 98
127. 0-128. 0	0. 00	744. 96	0. 00	99. 46	174. 0-175. 0	0. 04	748. 90	0. 00	99. 99
128. 0-129. 0	0. 00	744. 96	0. 00	99. 46	175. 0-176. 0	0. 03	748. 93	0. 00	99. 99
129. 0-130. 0	0. 00	744. 96	0. 00	99. 46	176. 0-177. 0	0. 02	748. 95	0. 00	100. 00
130. 0-131. 0	0. 00	744. 96	0. 00	99. 46	177. 0-178. 0	0. 02	748. 97	0. 00	100. 00
131. 0-132. 0	0. 00	744. 96	0. 00	99. 46	178. 0-179. 0	0. 01	748. 98	0. 00	100. 00
132. 0-133. 0	0. 00	744. 96	0. 00	99. 46	179. 0-180. 0	0. 00	748. 98	0. 00	100. 00
133. 0-134. 0	0. 00	744. 96	0. 00	99. 46					
134. 0-135. 0	0. 00	744. 96	0. 00	99. 46					
135. 0-136. 0	0. 01	744. 97	0. 00	99. 46					
136. 0-137. 0	0. 02	744. 99	0. 00	99. 47					
137. 0-138. 0	0. 03	745. 02	0. 00	99. 47					
138. 0-139. 0	0. 04	745. 06	0. 01	99. 48					
139. 0-140. 0	0. 05	745. 11	0. 01	99. 48					
140. 0-141. 0	0. 06	745. 17	0. 01	99. 49					

Rectangle ISO Lighting Intensity Diagram

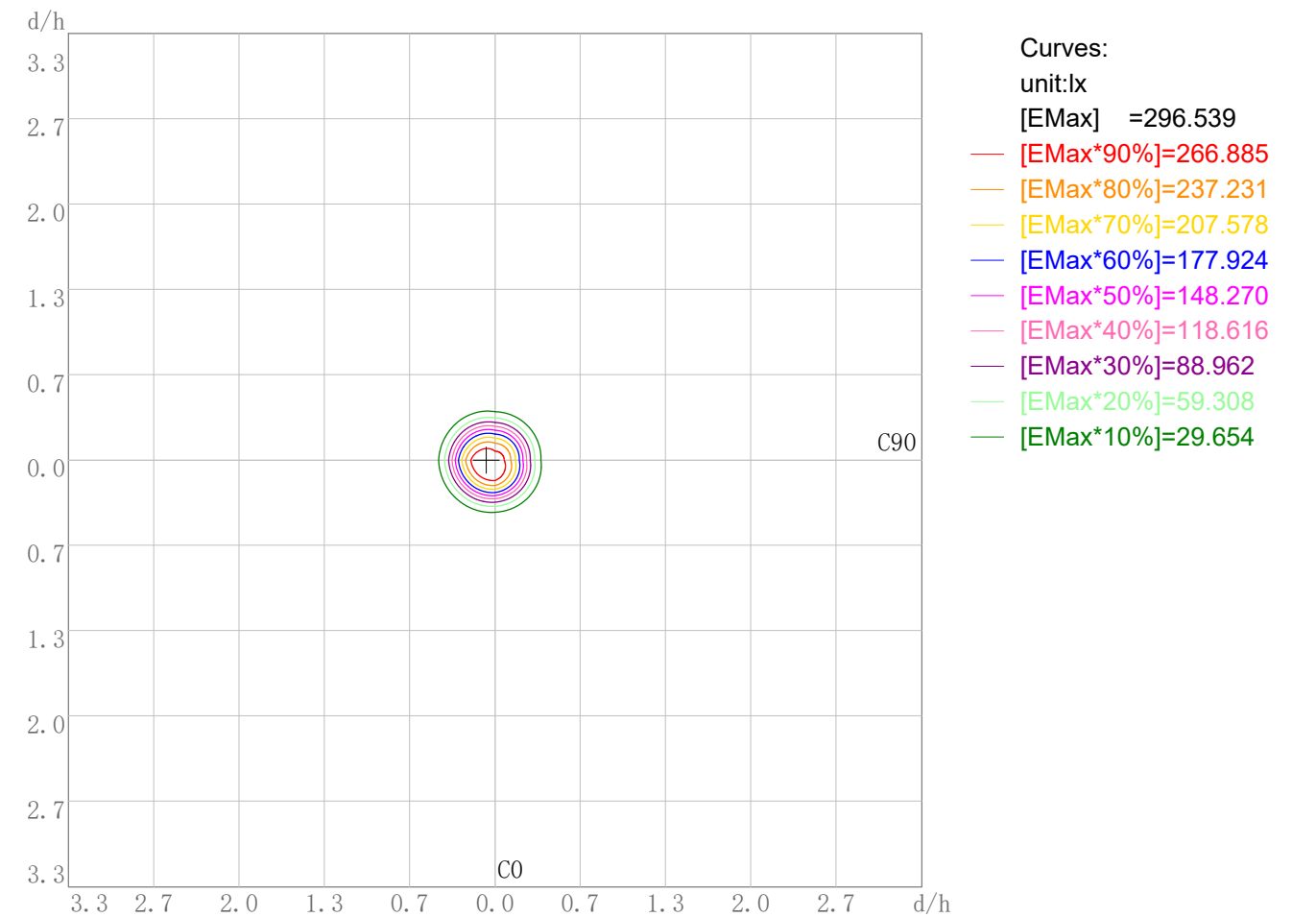
Lum. Name:TR08-09-XX-02 2700K RA90 24D	Lum. Catelog:	Test ID:01
Lamp Name:	Lamp Catelog:LED	Test Lab:Quality Deparment
Manufacture:Shenzhen Norming Lighting Co., Ltd	Test Machine:GON-2000	Test Date:2021/11/16



Plane ISO-Illuminance Diagram

Lum. Name:TR08-09-XX-02 2700K RA90 24D	Lum. Catalog:	Test ID:01
Lamp Name:	Lamp Catalog: LED	Test Lab: Quality Deparment
Manufacture: Shenzhen Norming Lighting Co., Ltd	Test Machine:GON-2000	Test Date: 2021/11/16

Plane ISO-Illuminance Curve



Working Plane Luminaire Mounting Height(m): 3.00

Working Plane Maximum Illuminance(lx): 296.54

Working Plane Maximum Illuminance Position(d/h):H-0.1 V-0.0


# IES Indoor Report

Photometric Filename:TR08-09-XX-02 2700K RA90 24D.IES

## 3D Plane ISO Illuminance Diagram

Lum. Name: TR08-09-XX-02 2700K RA90 24D	Lum. Catalog:	Test ID: 01
Lamp Name:	Lamp Catalog: LED	Test Lab: Quality Department
Manufacture: Shenzhen Norming Lighting Co., Ltd	Test Machine:GON-2000	Test Date: 2021/11/16

## 3D Plane Illuminance Modal



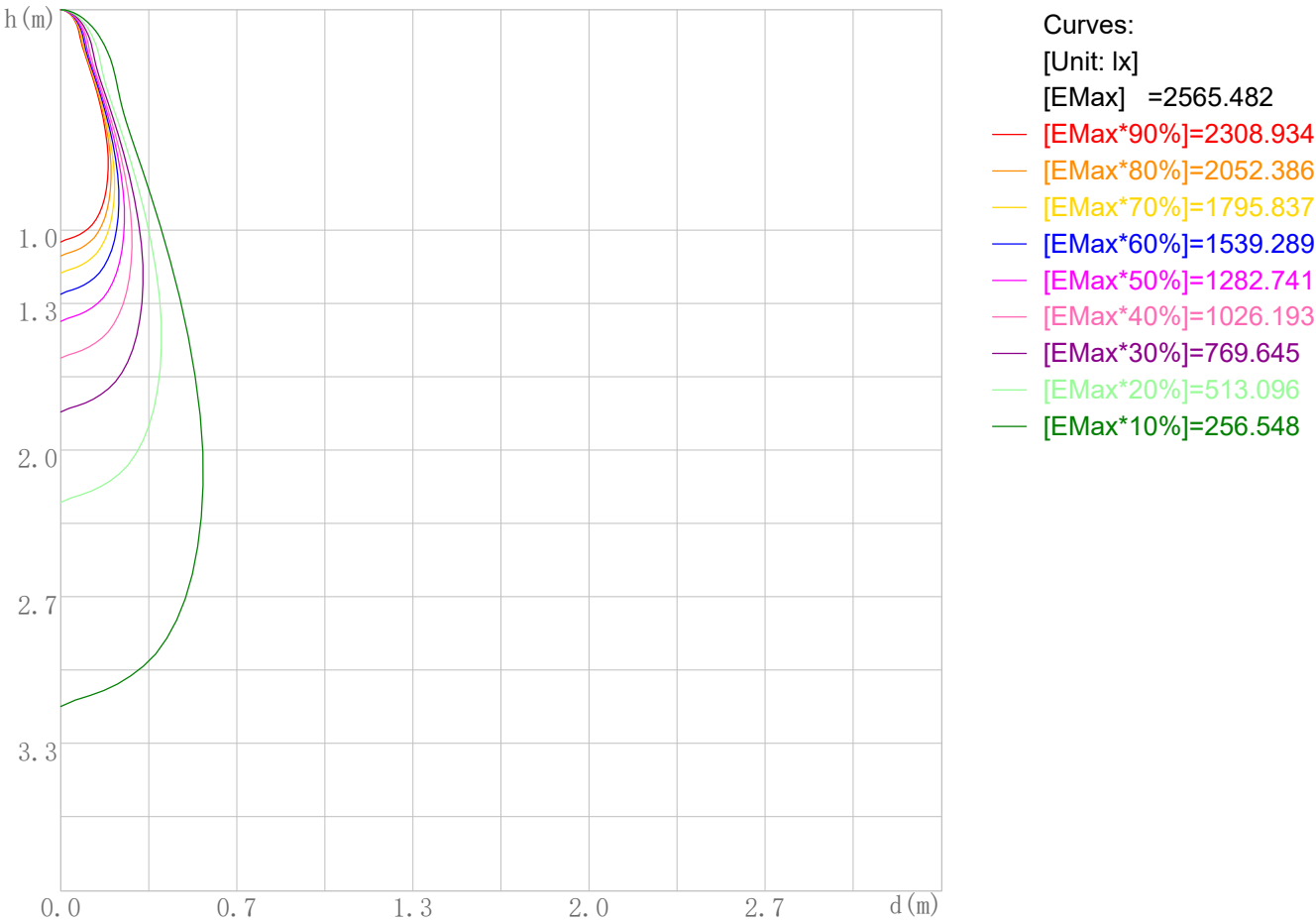
Curves: 3D Model — 90% — 80% — 70% — 60% — 50% — 40% — 30% — 20% — 10% —  
View Angles(deg): 0 Height(m): 3.0 Distance(m): 10.0



Space ISO Illuminance Diagram

Lum. Name:TR08-09-XX-02 2700K RA90 24D	Lum. Catelog:	Test ID:01
Lamp Name:	Lamp Catelog:LED	Test Lab:Quality Deparment
Manufacture:Shenzhen Norming Lighting Co., Ltd	Test Machine:GON-2000	Test Date:2021/11/16

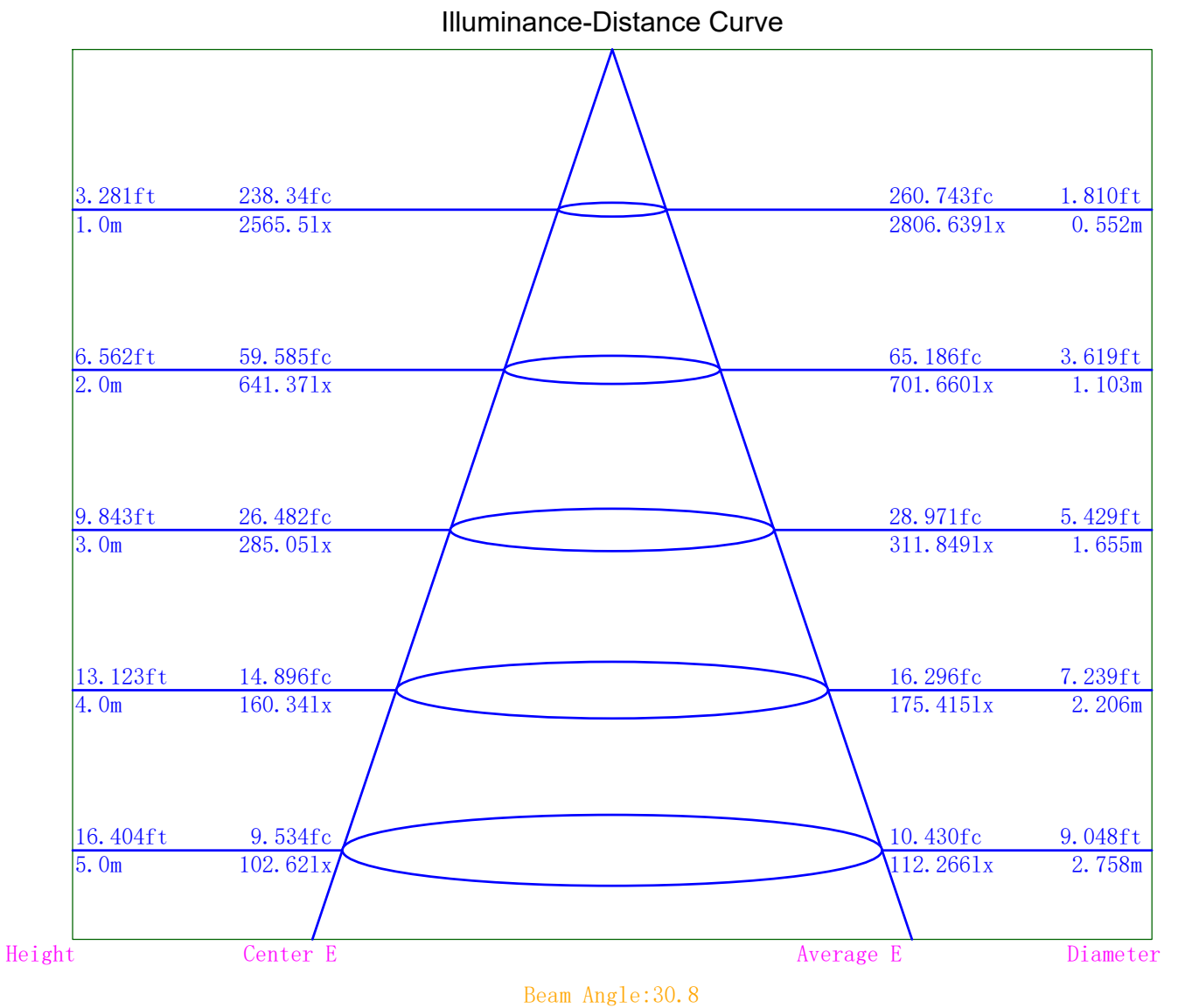
Space ISO Illuminance Curve



Space Plane Maximum Illuminance and @Angle:2565.48lx,0.0deg  
Plane Maximum Lighting Intensity and @Angle:2565.482cd,0deg

Illuminance-Distance Diagram

Lum. Name:TR08-09-XX-02 2700K RA90 24D	Lum. Catelog:	Test ID:01
Lamp Name:	Lamp Catelog:LED	Test Lab:Quality Deparment
Manufacture:Shenzhen Norming Lighting Co., Ltd	Test Machine:GON-2000	Test Date:2021/11/16



Indoor Luminance Limiting Curves

Lum. Name: TR08-09-XX-02 2700K RA90 24D	Lum. Catalog:	Test ID: 01
Lamp Name:	Lamp Catalog: LED	Test Lab: Quality Deparment
Manufacture: Shenzhen Norming Lighting Co., Ltd	Test Machine:GON-2000	Test Date: 2021/11/16

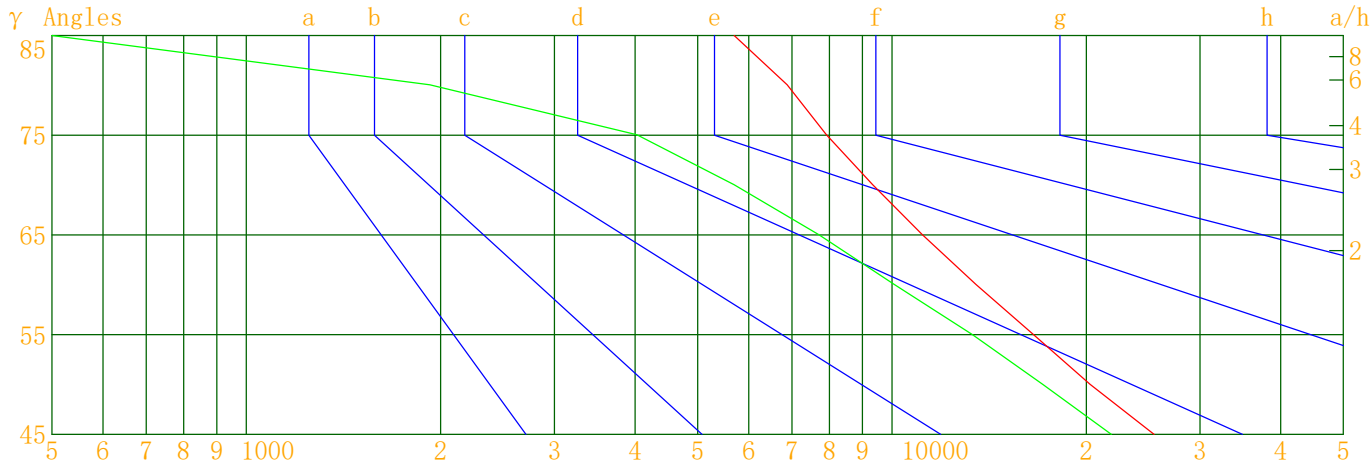
Glare Grade Table

GI	Quality	Using Illuminance							
1.15	A	2000	1000	500	<=300				
1.5	B		2000	1000	500	<=300			
1.85	C			2000	1000	500	<=300		
2.2	D				2000	1000	500	<=300	
2.55	E	a				2000	1000	500	<=300
			b	c	d	e	f	g	h

Luminance Table

Gama(deg)	45	50	55	60	65	70	75	80	85
C0	25471	20279	16553	13500	11139	9333	7914	6880	5696
C90	21867	17125	13311	10087	7699	5692	4027	1924	0

Luminance Limiting Curve



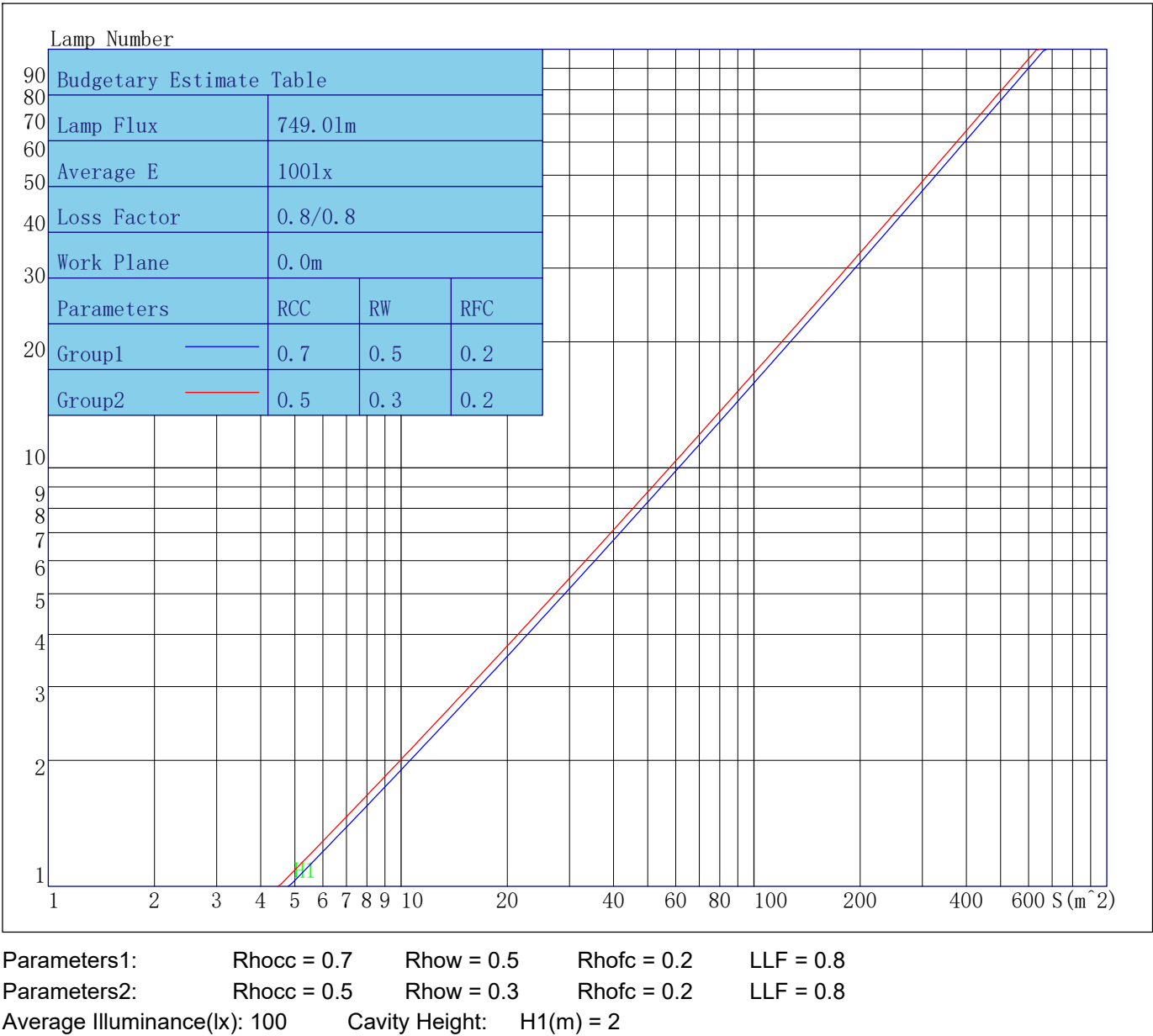
Luminous Size: Length(m)=-0.038 Width(m)=-0.038 Height(m)=0.000 Area(m^2)=0.001134

Luminous Type: Without Luminous Side

Luminous Curves: C0-C180 Color: C90-C270 Color:

Indoor Budgetary Estimate Table

Lum. Name:TR08-09-XX-02 2700K RA90 24D	Lum. Catalog:	Test ID:01
Lamp Name:	Lamp Catalog: LED	Test Lab: Quality Department
Manufacture: Shenzhen Norming Lighting Co., Ltd	Test Machine:GON-2000	Test Date: 2021/11/16



Indoor Coefficient of Utilization Table

Lum. Name:TR08-09-XX-02 2700K RA90 24D	Lum. Catelog:	Test ID:01
Lamp Name:	Lamp Catelog:LED	Test Lab:Quality Deparment
Manufacture:Shenzhen Norming Lighting Co., Ltd	Test Machine:GON-2000	Test Date:2021/11/16

Coefficients of Utilization - Zonal Cavity Method																		
Coef.	Effective Floor Cavity Reflectance RFC=0.20																	
RhoCC (%)	80				70				50			30			10			0
RhoW (%)	70	50	30	10	70	50	30	10	50	30	10	50	30	10	50	30	10	0
RCR	Coefficient of Utilization(%)																	
0	119	119	119	119	116	116	116	116	111	111	111	106	106	106	102	102	102	99
1	115	112	110	108	112	110	108	107	106	105	103	102	101	100	99	98	97	95
2	110	107	103	101	108	105	102	100	102	99	97	99	97	95	96	95	93	92
3	107	102	98	95	105	100	97	94	98	95	93	95	93	91	93	91	90	88
4	103	97	93	90	101	96	92	89	94	91	88	92	90	87	91	88	86	85
5	100	94	89	86	98	93	89	86	91	88	85	89	86	84	88	85	83	82
6	97	90	86	83	95	89	85	82	88	84	82	87	84	81	86	83	81	80
7	94	87	83	80	93	86	82	79	85	82	79	84	81	79	83	80	78	77
8	91	84	80	77	90	84	80	77	83	79	76	82	79	76	81	78	76	75
9	89	82	77	74	88	81	77	74	80	77	74	80	76	74	79	76	74	73
10	86	79	75	72	85	79	75	72	78	74	72	77	74	72	77	74	72	71

Unified Glare Rating Table

Lum. Name: TR08-09-XX-02 2700K RA90 24D	Lum. Catelog:	Test ID: 01
Lamp Name:	Lamp Catalog: LED	Test Lab: Quality Deparment
Manufacture: Shenzhen Norming Lighting Co., Ltd	Test Machine:GON-2000	Test Date: 2021/11/16

Unified Glare Rating Table

Ceiling RCC	0.70	0.70	0.50	0.50	0.30	0.70	0.70	0.50	0.50	0.30
Wall RW	0.50	0.30	0.50	0.30	0.30	0.50	0.30	0.50	0.30	0.30
Floor RFC	0.20	0.20	0.20	0.20	0.20	0.20	0.20	0.20	0.20	0.20
Room Size	Vewed crosswise					Vewed endwise				
X=2H    Y=2H	15.1	16.1	15.5	16.4	16.7	14.1	15.0	14.4	15.4	15.7
	15.6	16.5	16.0	16.8	17.2	14.3	15.2	14.7	15.5	15.9
	15.7	16.6	16.2	16.9	17.3	14.3	15.1	14.7	15.5	15.9
	15.8	16.6	16.3	17.0	17.4	14.3	15.0	14.7	15.4	15.8
	15.9	16.6	16.3	17.0	17.4	14.2	14.9	14.7	15.3	15.8
	15.9	16.5	16.3	16.9	17.4	14.2	14.8	14.6	15.2	15.7
X=4H    Y=2H	15.3	16.1	15.7	16.4	16.8	14.2	15.0	14.6	15.4	15.8
	15.9	16.6	16.3	17.0	17.4	14.6	15.3	15.0	15.7	16.1
	16.1	16.7	16.6	17.2	17.6	14.6	15.3	15.1	15.7	16.1
	16.3	16.8	16.8	17.3	17.8	14.6	15.1	15.1	15.6	16.1
	16.3	16.8	16.8	17.3	17.8	14.5	15.0	15.0	15.5	16.0
	16.4	16.8	16.9	17.3	17.8	14.5	14.9	15.0	15.4	15.9
X=8H    Y=4H	16.1	16.6	16.6	17.1	17.6	14.6	15.1	15.1	15.6	16.1
	16.4	16.8	16.9	17.3	17.8	14.6	15.0	15.1	15.5	16.1
	16.5	16.8	17.0	17.4	17.9	14.5	14.9	15.1	15.4	16.0
	16.5	16.9	17.1	17.4	18.0	14.5	14.8	15.0	15.3	15.9
X=12H    Y=4H	16.1	16.5	16.6	17.0	17.5	14.6	15.0	15.1	15.5	16.0
	16.4	16.7	16.9	17.2	17.8	14.6	14.9	15.1	15.4	16.0
	16.5	16.8	17.0	17.3	17.9	14.5	14.8	15.1	15.4	15.9
Variations with the objerver position at spacings										
S=1.0H	0.5/-0.5					1.2/-1.5				
S=1.5H	1.0/-1.1					1.8/-2.4				
S=2.0H	1.5/-1.6					2.4/-3.3				
Reduced UGR Table:										
Nordic Standard Table:	BK0					BK0				
Correction Value	1.3					0.8				

o the CIE Pub.117,data has been corrected,refers to the lamp's lumens 8.2flm.

Candela Tabulation

V/H	C0.0	C90.0	C180.0	C270.0
γ 0.0	2565.48	2565.48	2565.48	2565.48
γ 1.0	2520.51	2557.41	2579.30	2618.02
γ 2.0	2491.65	2521.32	2606.66	2643.43
γ 3.0	2460.58	2480.56	2627.70	2663.65
γ 4.0	2421.05	2423.49	2640.25	2688.45
γ 5.0	2372.45	2353.94	2640.92	2695.52
γ 6.0	2314.60	2272.91	2633.49	2699.85
γ 7.0	2244.02	2175.82	2609.44	2690.64
γ 8.0	2150.84	2062.95	2563.67	2671.33
γ 9.0	2042.77	1933.06	2490.92	2641.01
γ 10.0	1919.22	1793.23	2397.28	2590.11
γ 11.0	1779.12	1634.71	2283.05	2514.54
γ 12.0	1628.66	1466.89	2144.94	2420.85
γ 13.0	1471.57	1294.59	1979.65	2302.63
γ 14.0	1309.63	1118.30	1788.78	2156.15
γ 15.0	1147.48	945.01	1585.40	1991.09
γ 16.0	977.86	782.89	1372.89	1800.91
γ 17.0	811.55	630.88	1162.80	1599.51
γ 18.0	657.16	495.27	961.27	1384.12
γ 19.0	518.02	382.09	773.22	1167.34
γ 20.0	399.30	291.47	604.25	956.86
γ 21.0	302.93	221.97	462.69	759.04
γ 22.0	229.27	170.36	347.76	586.61
γ 23.0	175.13	133.38	258.89	441.08
γ 24.0	135.80	107.79	193.24	327.11
γ 25.0	108.93	90.46	146.02	240.88
γ 26.0	90.88	78.29	113.49	178.26
γ 27.0	78.62	69.29	91.04	135.75
γ 28.0	69.67	62.35	75.44	106.70
γ 29.0	62.86	56.13	64.06	87.21
γ 30.0	57.37	51.16	55.30	73.73
γ 31.0	52.71	47.22	48.57	63.82
γ 32.0	48.79	43.83	43.15	56.27
γ 33.0	45.44	40.68	38.73	50.12
γ 34.0	42.45	37.88	35.23	45.14
γ 35.0	39.67	35.33	32.26	41.03
γ 36.0	37.18	32.92	29.70	37.51
γ 37.0	34.88	30.74	27.57	34.44
γ 38.0	32.68	28.71	25.75	31.78
γ 39.0	30.63	26.74	24.22	29.48
γ 40.0	28.70	24.93	22.91	27.51
γ 41.0	26.86	23.15	21.75	25.83
γ 42.0	25.05	21.58	20.69	24.33
γ 43.0	23.36	20.09	19.72	23.01
γ 44.0	21.81	18.77	18.88	21.81
γ 45.0	20.43	17.54	18.16	20.74
γ 46.0	19.12	16.38	17.48	19.82

Candela Tabulation - (Cont.)

V/H	C0.0	C90.0	C180.0	C270.0
γ 47.0	17.90	15.30	16.79	19.03
γ 48.0	16.76	14.31	16.11	18.27
γ 49.0	15.73	13.38	15.47	17.58
γ 50.0	14.78	12.48	14.81	16.88
γ 51.0	13.91	11.65	14.14	16.17
γ 52.0	13.08	10.84	13.48	15.48
γ 53.0	12.27	10.07	12.78	14.82
γ 54.0	11.48	9.36	12.08	14.11
γ 55.0	10.77	8.66	11.37	13.42
γ 56.0	10.10	7.98	10.71	12.68
γ 57.0	9.41	7.36	10.01	11.95
γ 58.0	8.80	6.77	9.32	11.28
γ 59.0	8.20	6.23	8.65	10.60
γ 60.0	7.66	5.72	8.03	9.94
γ 61.0	7.13	5.26	7.43	9.29
γ 62.0	6.65	4.83	6.86	8.69
γ 63.0	6.17	4.41	6.31	8.11
γ 64.0	5.74	4.04	5.82	7.56
γ 65.0	5.34	3.69	5.33	7.05
γ 66.0	4.95	3.37	4.89	6.57
γ 67.0	4.59	3.07	4.46	6.11
γ 68.0	4.25	2.77	4.09	5.69
γ 69.0	3.96	2.46	3.75	5.26
γ 70.0	3.62	2.21	3.44	4.88
γ 71.0	3.30	1.98	3.11	4.53
γ 72.0	3.04	1.76	2.79	4.19
γ 73.0	2.80	1.55	2.52	3.84
γ 74.0	2.55	1.36	2.27	3.51
γ 75.0	2.32	1.18	2.03	3.24
γ 76.0	2.12	1.00	1.81	2.98
γ 77.0	1.91	0.84	1.59	2.71
γ 78.0	1.72	0.66	1.38	2.47
γ 79.0	1.52	0.52	1.18	2.24
γ 80.0	1.36	0.38	1.00	2.02
γ 81.0	1.18	0.25	0.82	1.80
γ 82.0	1.01	0.10	0.64	1.61
γ 83.0	0.87	0.00	0.48	1.40
γ 84.0	0.71	0.00	0.34	1.21
γ 85.0	0.56	0.00	0.20	1.04
γ 86.0	0.43	0.00	0.06	0.87
γ 87.0	0.31	0.00	0.00	0.71
γ 88.0	0.19	0.00	0.00	0.56
γ 89.0	0.10	0.00	0.00	0.43
γ 90.0	0.04	0.00	0.00	0.28
γ 91.0	0.00	0.00	0.00	0.16
γ 92.0	0.00	0.00	0.00	0.07
γ 93.0	0.00	0.00	0.00	0.00



# IES Indoor Report

Photometric Filename:TR08-09-XX-02 2700K RA90 24D.IES

---

## Candela Tabulation - (Cont.)

V/H	C0.0	C90.0	C180.0	C270.0
γ 94.0	0.00	0.00	0.00	0.00
γ 95.0	0.00	0.00	0.00	0.00
γ 96.0	0.00	0.00	0.00	0.00
γ 97.0	0.00	0.00	0.00	0.00
γ 98.0	0.00	0.00	0.00	0.00
γ 99.0	0.00	0.00	0.00	0.00
γ 100.0	0.00	0.00	0.00	0.00
γ 101.0	0.00	0.00	0.00	0.00
γ 102.0	0.00	0.00	0.00	0.00
γ 103.0	0.00	0.00	0.00	0.00
γ 104.0	0.00	0.00	0.00	0.00
γ 105.0	0.00	0.00	0.00	0.00
γ 106.0	0.00	0.00	0.00	0.00
γ 107.0	0.00	0.00	0.00	0.00
γ 108.0	0.00	0.00	0.00	0.00
γ 109.0	0.00	0.00	0.00	0.00
γ 110.0	0.00	0.00	0.00	0.00
γ 111.0	0.00	0.00	0.00	0.00
γ 112.0	0.00	0.00	0.00	0.00
γ 113.0	0.00	0.00	0.00	0.00
γ 114.0	0.00	0.00	0.00	0.00
γ 115.0	0.00	0.00	0.00	0.00
γ 116.0	0.00	0.00	0.00	0.00
γ 117.0	0.00	0.00	0.00	0.00
γ 118.0	0.00	0.00	0.00	0.00
γ 119.0	0.00	0.00	0.00	0.00
γ 120.0	0.00	0.00	0.00	0.00
γ 121.0	0.00	0.00	0.00	0.00
γ 122.0	0.00	0.00	0.00	0.00
γ 123.0	0.00	0.00	0.00	0.00
γ 124.0	0.00	0.00	0.00	0.00
γ 125.0	0.00	0.00	0.00	0.00
γ 126.0	0.00	0.00	0.00	0.00
γ 127.0	0.00	0.00	0.00	0.00
γ 128.0	0.00	0.00	0.00	0.00
γ 129.0	0.00	0.00	0.00	0.00
γ 130.0	0.00	0.00	0.00	0.00
γ 131.0	0.00	0.00	0.00	0.00
γ 132.0	0.00	0.00	0.00	0.00
γ 133.0	0.00	0.00	0.00	0.00
γ 134.0	0.00	0.00	0.00	0.00
γ 135.0	0.00	0.11	0.03	0.00
γ 136.0	0.13	0.29	0.17	0.00
γ 137.0	0.31	0.47	0.34	0.08
γ 138.0	0.50	0.66	0.50	0.22
γ 139.0	0.69	0.85	0.68	0.39
γ 140.0	0.88	1.03	0.86	0.55

---

Candela Tabulation - (Cont.)

V/H	C0.0	C90.0	C180.0	C270.0
γ 141.0	1.06	1.22	1.03	0.73
γ 142.0	1.24	1.40	1.23	0.90
γ 143.0	1.44	1.58	1.41	1.07
γ 144.0	1.62	1.75	1.60	1.26
γ 145.0	1.81	1.92	1.79	1.43
γ 146.0	1.98	2.08	1.98	1.62
γ 147.0	2.16	2.23	2.18	1.79
γ 148.0	2.33	2.36	2.35	1.97
γ 149.0	2.47	2.51	2.55	2.14
γ 150.0	2.64	2.65	2.72	2.31
γ 151.0	2.78	2.77	2.89	2.47
γ 152.0	2.92	2.90	3.05	2.63
γ 153.0	3.04	3.01	3.20	2.79
γ 154.0	3.15	3.10	3.33	2.93
γ 155.0	3.27	3.21	3.45	3.08
γ 156.0	3.37	3.28	3.55	3.20
γ 157.0	3.45	3.34	3.63	3.31
γ 158.0	3.52	3.39	3.71	3.40
γ 159.0	3.57	3.41	3.77	3.49
γ 160.0	3.61	3.44	3.81	3.56
γ 161.0	3.65	3.44	3.85	3.62
γ 162.0	3.65	3.44	3.86	3.67
γ 163.0	3.65	3.42	3.86	3.69
γ 164.0	3.63	3.38	3.85	3.70
γ 165.0	3.61	3.34	3.83	3.70
γ 166.0	3.56	3.30	3.81	3.68
γ 167.0	3.52	3.26	3.75	3.67
γ 168.0	3.46	3.23	3.70	3.64
γ 169.0	3.42	3.22	3.65	3.61
γ 170.0	3.38	3.21	3.61	3.59
γ 171.0	3.35	3.21	3.56	3.55
γ 172.0	3.32	3.22	3.53	3.52
γ 173.0	3.31	3.24	3.49	3.50
γ 174.0	3.31	3.27	3.47	3.49
γ 175.0	3.33	3.30	3.45	3.49
γ 176.0	3.35	3.35	3.44	3.49
γ 177.0	3.37	3.40	3.43	3.51
γ 178.0	3.40	3.43	3.43	3.52
γ 179.0	3.40	3.45	3.44	3.53
γ 180.0	3.45	3.45	3.45	3.45